

Modus

Automation for swing gates



PATENTED PERFORMANCES

Thanks to its patented mechanics, Modus can automate big gates with dimensions up to 4,2m and 500 Kg. It has a precise mechanical limit switch regulation that allows a fine adjustment of the wing in opening and closing.

Easy and fast to install with its 165mm of width, available in two motor versions with two standard arms and two optional arms with sliding and rotating features for every type of installation.

4 kilograms of aluminum, 4-stage gear box entirely in stainless and high-quality synthetic lubricant make Modus an indestructible automation and can be used at any temperature. The 24V motor allows intensive use installations.



Precise regulation of mechanical stops



Patented mechanism



Protected electronics



Optional back-up battery

TECHNICAL DATA		Modus 280	Modus 420
Power supply	(Vac 50Hz)	230	230
Motor power supply	(Vac/Vdc)	24	24
Motor power	(W)	30	45
Absorption	(A)	1,25	1,87
Operating temperature	(°C)	-20 ÷ +55	-20 ÷ +55
Speed	(Rpm)	0,9 ÷ 1,5	0,9 ÷ 1,5
Cycle of work	(%)	50	50
Dimensions	(mm)	165x250x306	165x250x306
Automation weight	(Kg)	7,5	7,5
Wing max dimensions	(m/Kg)	2,8m / 300Kg	4,2m / 500Kg



Basic installation:


- 1 Operator Modus MA
- 1 Operator Modus SL
- 1 Control unit Star Box
- 1 Photocell Viky 11
- 1 Flashing light with antenna Idea Plus
- Radio transmitters Stylo

Accessories:

- Novo line accessories (p.80)
- Safety edges (p.88)

ELECTRONIC CONTROL

Star M224 is the control units of Modus. It simplifies the life of the installer, guaranteeing extremely high performances in terms of safety, durability and speed. The complete software speeds up the installation of the automation and the maintenance becomes simple and practical. The spare fuses and the removable memory card are some examples of the functionality and design of a reliable and innovative product. The software technology PWM (Pulse width modulation) ensure the safety in case of obstacle and allow the adjustment of the opening and closing speed of the gate.

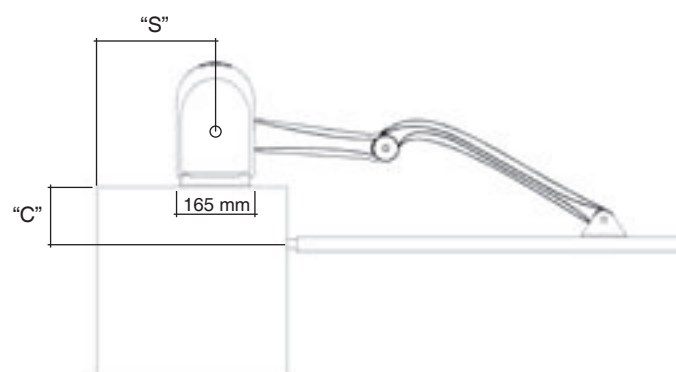
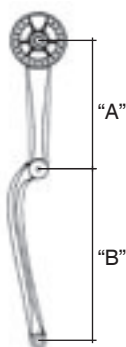


AVAILABLE VERSIONS

Code	Motor	Electronic unit	Radio receiver	Mechanical stop	Fixing kit	Wing max dimensions
Modus 280 SL	24 Vdc	Star M 224	●	● (1)	●	2,8m - 300 Kg
Modus 280 MA	24 Vdc	Star M 224	●	● (1)	●	2,8m - 300 Kg
Modus 420 SL	24 Vdc	Star M 224	●	● (1)	●	4,2m - 500 Kg
Modus 420 MA	24 Vdc	Star M 224	●	● (1)	●	4,2m - 500 Kg

CONNECTION ARMS

Code	"A"	"B"	Max "C"	Minimum space "S"	Wing max dimensions
Mo Link 180	360 mm	300 mm	200 mm	200 mm	1,8 m
Mo Link 420	360 mm	487 mm	350 mm	320 mm	4,2 m



Modus Kit

Kit solutions for swing gates



KIT SOLUTION

Vast flexibility for all types of installation thanks to the multiple choice of kits with different range of accessories.



Motorgear
Modus MA



Motorgear
Modus SL




Radio transmitter
Rolling code - 4 channels
Stylo 4



Flashing light
with built-in antenna
Idea 24 Plus



Pair of
photocells
Viky 11



Sign
board
Tab



Wall mounted flashing
light with built-in antenna
Novo LT 24 Plus



Adjustable
photocell
NOVO Ph 180

KIT - AVAILABLE VERSIONS

Code	Modus 280 MA	Modus 280 SL	Modus 420 MA	Modus 420 SL	Mo Link 420	Stylo 4	Idea 24 Plus	Viky 11	Tab	Wing max dimensions
Modus Kit 280	●	●			● (2)	● (2)	●	●	●	2,8m / 300 Kg
Modus Kit 280 LT	●	●			● (2)	● (1)		●		2,8m / 300 Kg
Modus Kit 420			●	●	● (2)	● (2)	●	●	●	4,2m / 500 Kg
Modus Kit 420 LT			●	●	● (2)	● (1)		●		4,2m / 500 Kg

Code	New NOVO Kit	Modus 280 MA	Modus 280 SL	Modus 420 MA	Modus 420 SL	Mo Link 420	Stylo 4	Novo LT 24 Plus	Novo Ph 180	Tab	Wing max dimensions
Modus Kit 280 NV		●	●			● (2)	● (2)	●	●	●	2,8m / 300 Kg
Modus Kit 420 NV				●	●	● (2)	● (1)	●	●	●	4,2m / 500 Kg

ACCESSORIES

MO L C18 SX



Sliding arm for wing up tp
1,8 m - 300Kg.
Left version.

MO L C18 DX



Sliding arm for wing up tp
1,8 m - 300Kg.
Right version.

MO Link R42



Rotative arm (Inclination+/- 8°)
Wing max dimensions 4,2m - 500 Kg

BK 40



Mechanical limit switch
(2 pieces)

Sblo 800



External release

Bat M016



Batteries 24V 1,6Ah

Bat K2



Battery charge card
for Bat M016

Lock HO



Horizontal
electro lock 12V

Lock VE



Vertical
electro lock 12V

Star M224 Box



Electronic control unit
with plastic box, transformer
and radio receiver for one
or two Modus SL

Star



Spare part
control units p. 62

MEMO MW 200



Master Way memory card
for Star M224 produced since
June 2011.
Technical details p.71